

QF(26) - Series Miniature Circuit Breakers - Low Rating (5 - 63 A)



Dual Mount
1 pole



Dual Mount
2 pole



Dual Mount
3 + N

Features

- AC circuit breaker
- Hydraulic-magnetic technology
- 100% rating capability, independent of ambient temperature
- One, two, three pole, 1+N and 3+N (VDE)
- VC 8036 compliant (SANS 556-1)
- VDE, EAC and CCC approved, CE certified
- Ratings 5 to 63 A (subject to certification)
- Precision tripping characteristics
- Trip indication with mid-trip position
- Reset immediately after overload
- Dual mount product in black shells
- Suitable to use for electrical isolation
- Box terminals suitable for cables up to 50 mm²

Optional Accessories

- Handle lock
- Surface mounting clips
- Busbar
- Escutcheon blank
- Safety blank

Applications

- AC branch circuit protection (IEC / EN 60947-2)
- Telecom / datacom equipment
- Lighting control
- UPS equipment
- Alternative energy equipment
- Mobile power generation equipment
- Railway signalling equipment
- Residential equipment
- Industrial equipment

Approvals

VC 8036



QF(26) - Series Miniature Circuit Breakers - Low Rating (5 - 63 A)

Technical Data

Product Type	Circuit Breaker				
Approvals	VC 8036 (SANS 556-1)				
Number of Poles	1	2 (1+N)	2	3	4 (3+N)
Operating Voltages	240V AC		415V AC		
Minimum Current Rating	5 A				
Maximum Current Rating	63 A				
Specific Ratings (Verify Certification)	5, 10, 15, 16, 20, 25, 30, 35, 40, 45, 50, 63 A				
Interrupting Capacity	5 kA				

Product Type	Circuit Breaker				
Approvals	IEC / EN 60947-2, VDE, CE, EAC				
Number of Poles	1	2 (1+N)	2	3	4 (3+N)
Operating Voltages	240V AC		415V AC		
Minimum Current Rating	5 A				
Maximum Current Rating	63 A				
Specific Ratings (Verify Certification)	5, 10, 15, 16, 20, 25, 30, 35, 40, 45, 50, 63 A				
Interrupting Capacity	6 kA				

Product Type	Circuit Breaker				
Approvals	CCC				
Number of Poles	1	2 (1+N)	2	3	4 (3+N)
Operating Voltages	240V AC		415V AC		
Minimum Current Rating	5 A				
Maximum Current Rating	63 A				
Specific Ratings (Verify Certification)	5, 10, 15, 16, 20, 25, 30, 35, 40, 45, 50, 63 A				
Interrupting Capacity	6 kA				

Product Type	QF(26)LR
Operating Temperature Range	-40 °C to +85 °C
Mounting Options	Dual mounting (DIN & Mini), surface mount
Time Delay Curves	1, 2
Endurance	10000 operations - 1500 electrical at rated current and voltage (IEC 60947-2)
Dielectric Strength	1480V (single pole) / 1830V (multi pole), 50 Hz for one minute after testing
Weight	200 g per pole (unpacked)
Humidity	35 to 85% relative
Altitude	Certification tests done at altitude ≈ 2000 metres. Will operate at higher altitudes.
Shock	50 G to MIL-STD-202G, test method 213B, test condition 1
Vibration	10 G to MIL-STD-202G test method 204D, test condition A
Flammability	I3 - Ignition does not persist at 850 °C after glow wire is withdrawn with an oxygen index of ≥ 28
Toxicity	F1 - Smoke index of ≤ 20 which determines the fume class
Pollution Degree	PD2 - Normally only non-conductive pollution occurs. Temporary conductivity caused by condensation is to be expected.

Breaker QF	Wire Size mm ² (IEC)	Torque (IEC)	Comments
1 Pole to 4 Pole	1 - 50 mm ²	4 Nm	Pozidriv #2 Combi head

QF(26) - Series Miniature Circuit Breakers - Low Rating (5 - 63 A)

Ordering Information

Example Code: QF----3(26)-DM-2-125A-----

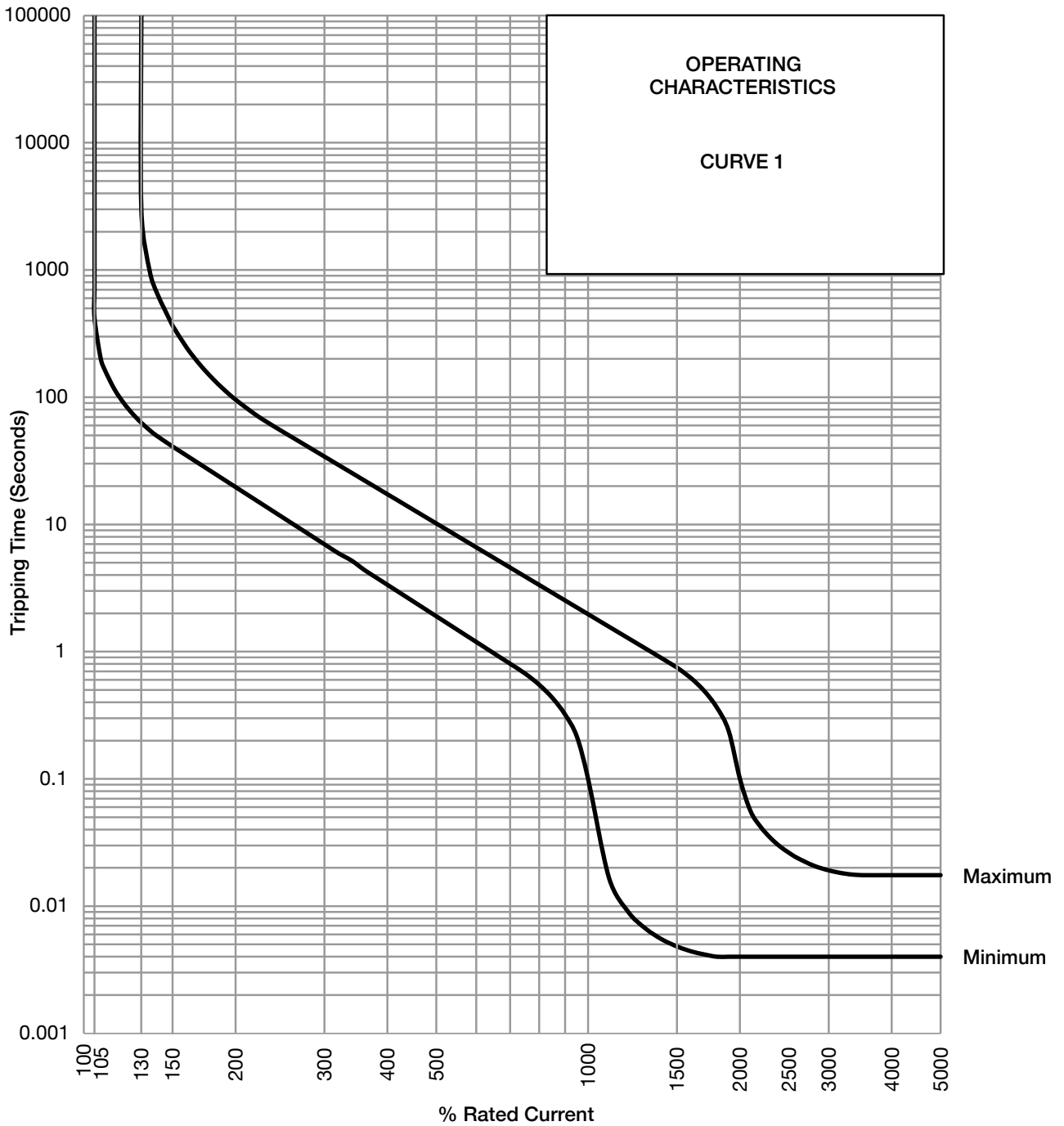
Group	1	2	3	4	5	6	7	8	9	10	11
Requirement	QF Frame	Switch / Neutral	Not applicable	Triple pole	26 mm module width	Dual Mount	Medium delay curve 2	Current Rating 125 A	Future use	Shunt Trip	Future use
Long Code	QF	-	-	3	(26)	DM	2	125A	-	-	-

Group 1: Frame Type	Code	Description	Comments	
	QF	26 mm wide miniature circuit breaker		
Group 2: Switch/Neutral	Code	Description	Comments	
	-	Not applicable	Overload poles do not have any further coding	
	S	Switch	Green handle	
	N	Neutral	Green handle	
Group 3: Auxiliary	Code	Description	Comments	
	-	Not applicable		
Group 4: No of Poles	Code	Description	Comments	
	1	Single pole		
	2	Double pole	2 pole or 1+N	
	3	Triple pole		
	4	Four pole	4 pole or 3+N	
Group 5: Module Width	Code	Description	Comments	
	(26)	26 mm module width	26 mm per pole	
Group 6: Mounting	Code	Description	Comments	
	DM	Dual mount	Dual mount supplied in black body only - 57 mm escutcheon	
Group 7: Time Delays	Code	Description	Instantaneous Trip Point (x In)	Comments
	1	Long time delay, high instantaneous trip	10 – 20	Orange handle
	2	Medium time delay	5 – 10	White handle
Group 8: Current Ratings	Code / Description		Comments	
	70, 80, 90, 100, 125 A			
Group 9:	Code	For future use (-)		
Group 10: Shunt Trip	Code	Description	Comments	
	-	Not applicable	Use this code if no shunt trip is used	
Group 11	Code	For future use (-)		

For options not listed, please contact CBI

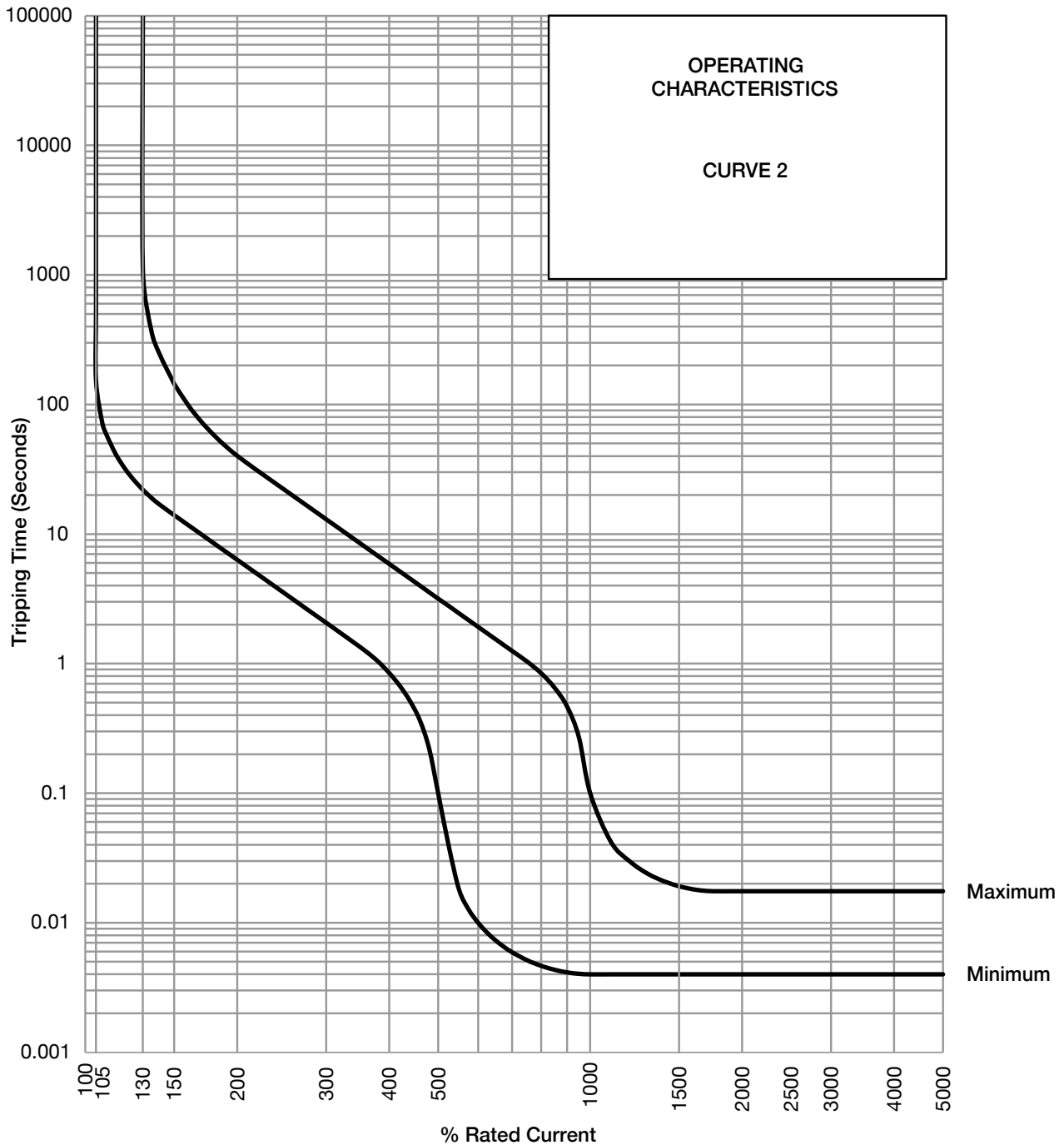
QF(26) - Series Miniature Circuit Breakers - Low Rating (5 - 63 A)

Time Delay Curves



QF(26) - Series Miniature Circuit Breakers - Low Rating (5 - 63 A)

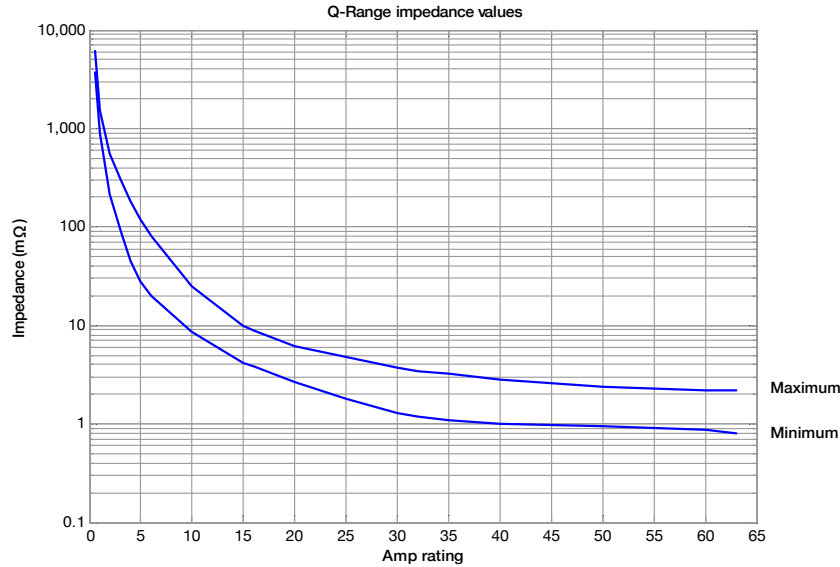
Time Delay Curves



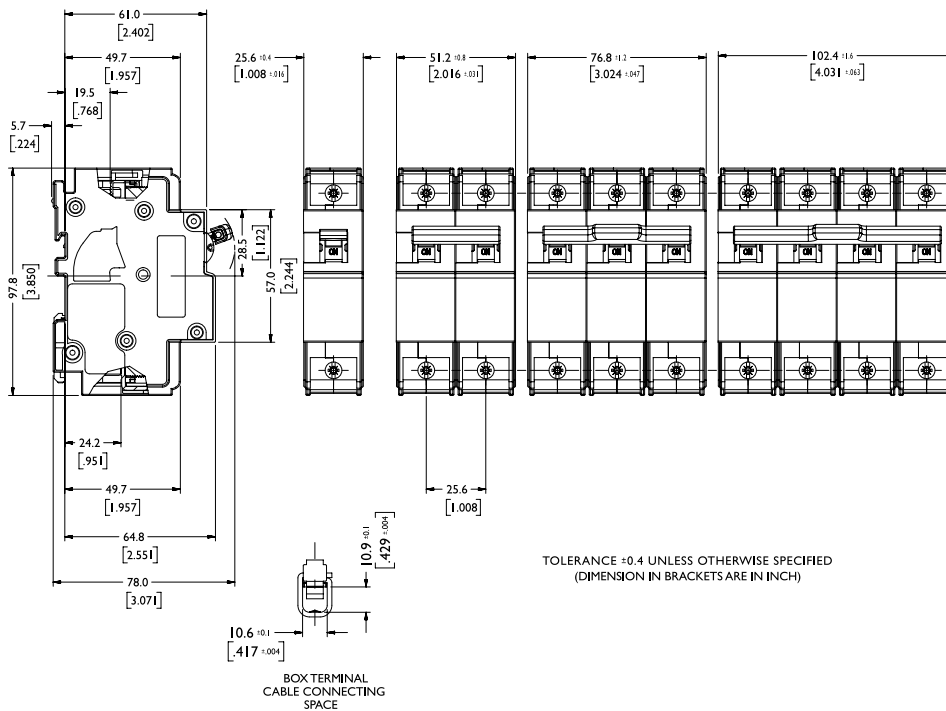
* The published time delay curves are generated at 30°C ambient temperature with the Circuit Breaker mounted in the up-right position. The “must hold”, “must trip” and “instantaneous trip” current values are not affected by temperature, although delay time for the other operating current values may have to be adjusted using the temperature compensation curve which is available on request.

QF(26) - Series Miniature Circuit Breakers - Low Rating (5 - 63 A)

Internal Impedance vs Current Rating



Outline Dimensions: Dual Mount



Please review our Customer Terms and Conditions on www.cbi-lowvoltage.co.za

All rights reserved. Unless otherwise indicated, all materials on these pages are copyrighted by CBI (Pty) Ltd. No part of these pages, either text or image may be used for any purpose other than personal use. Therefore, reproduction, modification, storage in a retrieval system or retransmission, in any form or by any means, electronic, mechanical or otherwise, for reasons other than personal use, is strictly prohibited without prior written permission. CBI (Pty) Ltd reserves the right to alter any details of this document without notice and while every effort is made to ensure the accuracy of the content, no warranty is given as to accuracy of this document and no responsibility will be accepted for error or misinterpretation and any resulting loss.

AUSTRALIA

CBI-electric: Australia
 27 Wedgewood Rd, Hallam
 Victoria 3803 Australia
 Tel: +61 3 8752 9300
 Fax: +61 3 9796 5407
 Email: sales@cbi-electric.com.au
 Website: www.cbi-electric.com.au

SOUTH AFRICA

CBI-electric: low voltage
 Tripswitch Drive Elandsfontein
 Gauteng South Africa
 Tel: +27 11 928 2000
 Fax: +27 11 392 2354
 Email: cbi@cbi-electric.com
internationalsales@cbi-electric.com
 Website: www.cbi-lowvoltage.co.za

USA

CBI-electric: North America
 35 E. Uwchlan Ave Suite 328
 Exton PA 19341 USA
 Tel: +1 610 524 9949
 Fax: +1 610 524 9945
 E-mail: info@cbibreakers.com
 Website: www.cbibreakers.com